

MGI Michiana Gastroenterology Inc.

Telephone: (574) 234-0049

Fax: (574) 234-0053

www.michianagastro.com

Colonoscopy/Flex Sig Instructions with Movi Prep

****Please be aware, there could be multiple separate charges for this procedure. One charge for the Facility and one for the Doctor. Possible charges for anesthesia and pathology.****

Patient: _____ Dr. _____

Date: ____/____/____ Arrival Time: _____ am/pm Procedure Time: _____ am/pm

____ Michiana Endoscopy Center
53830 Generations Drive
South Bend, IN 46635

____ Plymouth-SJRM
Register at Surgery Ctr.
Building 5

____ Memorial Hospital
Main Entrance
Patient Registration

____ Mishawaka - SJRM
Main Entrance
Patient Registration

____ SB Clinic SurgiCenter
211 N. Eddy Street
South Bend, IN 46617

____ LaPorte Surgical Center
900 I Street
LaPorte, IN 46350

***IMPORTANT*READ THIS NOW* Blood Thinners:**

If you are taking a blood thinner, please check with the doctor who prescribed it to make sure it is safe for you to stop it for the following time frames. We will also be sending the doctor a letter to inform them of your upcoming appointment.

Stop 7 Days before procedure

Aggrenox (Aspirin/Dipyridamole)
Brilinta (Ticagrelor)
Effient (Prasugrel)
Plavix (Clopidogrel)
Pletal (Cilostazol)

Stop 5 Days before procedure

Coumadin (Warfarin)

Stop 2 Days before procedure

Eliquis (Apixaban)
Pradaxa (Dabigatran)
Savaysa (Edoxaban)
Xarelto (Rivaroxaban)

Do these things 7 days before your procedure:

- Stop iron medication and iron supplements. Multi vitamins are fine to continue.
- Arrange to have someone drive you home. You will receive medicine to keep you relaxed during your procedure, so you cannot drive home or take a cab home alone.
- If you take insulin call the doctor who ordered it for any adjustments you need to make the day of prep and the procedure day. We do not want your blood sugar to be too low.

Do these things 1 day before your procedure (Prep Day):

- DO NOT EAT ANY SOLID FOOD TODAY**
- You may only have clear liquids all day and night. **NO RED OR PURPLE.** Clear liquids are: tea or coffee (**no milk or creamer**), broth, apple juice, white cranberry juice, 7 up, ginger ale and water. You may also have Gatorade, popsicles and Jell-O, just remember no red or purple.
- Do not drink alcohol.**
- Start drinking your prep according to your doctor's instructions, which are located on the back of this page.
- Keep drinking clear liquids all day. This will help the prep work better for you.
- The prep you are drinking will make you go to the bathroom many times. This is needed so your colon will be cleaned out for the procedure.

Do these things on the day of your procedure:

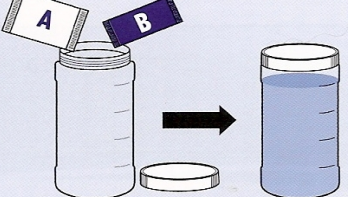
- DO NOT EAT ANY SOLID FOOD**
- DO NOT take your diabetic pill(s). If you usually check your blood sugar, check it this morning.
- You may take your other usual morning pills at least 3 hours before your procedure time.
- You may continue drinking clear liquids, but **stop drinking 3 hours before your procedure.**
- Bring the person who is driving you home with you to the Endoscopy Center.
- Your arrival time to your discharge time is about 2 ½ hours.
- Bring insurance card, photo id and all medications to your appointment.

OVER →

Day Before Procedure
Follow printed instructions on this sheet not the colon prep packaging

1. **Do not eat any solid food today.** It is important to drink at least eight (8) glasses of clear liquids throughout the day.
2. In the morning,


- Empty 1 Pouch A and 1 Pouch B into the disposable container
- Add lukewarm drinking water to the top line of the container. Mix to dissolve



Put the container in the refrigerator to chill.

3. At 6:00 pm, begin drinking the Moviprep as listed below. Be sure to drink additional fluids afterwards.

- The MoviPrep container is divided by 4 marks. Every 15 minutes, drink the solution down to the next mark (approximately 8 oz), until the full liter is complete
- Drink 16 oz of the clear liquid of your choice




Some people say taking sips of broth or sucking on a lime will help to clear the taste. They also say it is easier to drink cold and/or with a straw.

4. The prep could take effect within 20 minutes, so stay close to the bathroom.
5. Mix second liter of Moviprep after the first liter is completely finished. Use the supplied container again empty 1 pouch A and 1 Pouch B into the disposable container. Add water to the top line of the container and mix to dissolve. Refrigerate for later.

Day of Procedure

1. If you awaken with solid stool please call (574) 271-0893.
2. **DO NOT EAT ANY SOLID FOOD until after your procedure.**
3. Drink second liter of Moviprep at _____AM as listed below. Be sure to drink additional fluids afterwards.

- The MoviPrep container is divided by 4 marks. Every 15 minutes, drink the solution down to the next mark (approximately 8 oz), until the full liter is complete
- Drink 16 oz of the clear liquid of your choice



4. Drinking clear liquids is encouraged to prevent dehydration.
5. **DO NOT DRINK 3 HOURS BEFORE YOUR PROCEDURE!!**

If you need to cancel, reschedule or have questions regarding the prep, please call the office at 574-234-0049.

IN CASE OF AN EMERGENCY, GO TO THE HOSPITAL EMERGENCY ROOM!